

Tunbridge Oak



Technical Specification

Range Name	Tunbridge Oak	
Door Description	Thinly routed Oak PVC slab	
Handle Description	Door - 128 ctrs	HKB1540*
	Square D Handle	
Handle Description	Drawer - 128 ctrs	HKB1540*
	Square D Handle	
Cabinet Colour	Standard Cabinets	Beech
	Decor Cabinets	Oak
Hinge Options	Standard	110° zinc plated steel hinges
	Upgrade	170° zinc plated steel hinges Blum 110° zinc plated steel cushion close hinges Blum 170° zinc plated steel cushion close hinges
Drawer Options	Standard Drawer Box	Pre-fitted epoxy coated metal sides & rear, 15mm MFC base standard closing action
	Standard Drawer Runners	Powder coated metal, nylon runner wheels, standard closing action
	Upgrade Drawer Box	"Blumotion" epoxy coated metal sides & rear, 15mm MFC base, soft closing action (requires fitting)
	Upgrade Runners	"Blumotion" steel soft closing action runners (requires fitting)
Cornice	Oak PVC wrapped MDF	
Pelmet	Oak PVC wrapped MDF	



*alternative handles are available



Certificate No: FM 512865
ISO 9001:2000




















































































Cert no. SA-COC-001813



HOWDENS JOINERY CO. MAKING SPACE MORE VALUABLE

Tunbridge Oak

Range Summary

Hi-Line Base Units							Hi-Line Corner Base Units					Sink Base Units			Decor Base Units			
300 Hi-Line Base Unit 200, 201 	400 Hi-Line Base Unit 210, 211 	450 Hi-Line Base Unit 215, 216 	500 Hi-Line Base Unit 220, 221 	600 Hi-Line Base Unit 230, 231 	600 Hi-Line Recycling Bin Base Unit 232 	800 Hi-Line Base Unit 250, 251 	1000 Hi-Line Base Unit 270, 271 	800 Hi-Line Corner Base Unit 330, 335 	1000 Hi-Line Corner Base Unit 340, 341 	931 Hi-Line Deluxe Corner Carousel Base Unit 357, 367 	931 Hi-Line Std Corner Carousel Base Unit 358, 368 	931 Hi-Line Corner Shelf Base Unit 359, 369 	600 Belfast Sink Base Unit 290, 291 	800 Drawer-Line Sink Base Unit (LH & RH) 165, 166, 167 	1000 Drawer-Line Sink Base Unit (LH & RH) 191, 192, 196 	150 Wine Rack Base Unit 805 		
H890 x W300 x D575	H890 x W400 x D575	H890 x W450 x D575	H890 x W500 x D575	H890 x W600 x D575	H890 x W800 x D575	H890 x W800 x D575	H890 x W1000 x D575	H890 x W1031 x D631	H890 x W1131 x D631	H890 x W931 x D931	H890 x W931 x D931	H890 x W931 x D931	H394 x W600 x D575	H890 x W800 x D575	H890 x W1000 x D575	H890 x W150 x D290		
Drawer-Line Base Units							Drawer-Line Corner Base Units					Drawer Packs						
300 Drawer-Line Base Unit 100, 106 	400 Drawer-Line Base Unit 110, 116 	500 Drawer-Line Base Unit 120, 126 	600 Drawer-Line Base Unit 130, 136 	600 Dummy Drawer-Line Base Unit 135, 137 	800 Drawer-Line Base Unit 150, 156 	800 Dummy Drawer-Line Base Unit 160, 161 	1000 Drawer-Line Base Unit 170, 176 	1000 Dummy Drawer-Line Base Unit 180, 181 	800 Drawer-Line Corner Base Unit (LH & RH) 311, 312, 316 	1000 Drawer-Line Corner Base Unit (LH & RH) 321, 322, 326 	931 Corner Dummy Drawer-Line Std Carousel Base Unit 353, 363 	931 Corner Dummy Drawer-Line Deluxe Carousel Unit 352, 362 	931 Dummy Drawer-Line Corner Shelf Base Unit 354, 364 	500 4 Drawer Base Unit 125, 127 	600 3 Drawer Base Unit 141, 146 	600 Hi-Line Base Unit with 3 Internal Drawers 145 	800 2 Drawer Base Unit 158 	1000 4 Drawer Base Unit 198 
H890 x W300 x D575	H890 x W400 x D575	H890 x W500 x D575	H890 x W600 x D575	H890 x W600 x D575	H890 x W800 x D575	H890 x W800 x D575	H890 x W1000 x D575	H890 x W1000 x D575	H890 x W1031 x D631	H890 x W1131 x D631	H890 x W931 x D931	H890 x W931 x D931	H890 x W931 x D931	H890 x W500 x D575	H890 x W600 x D575	H890 x W600 x D575	H890 x W800 x D575	H890 x W1000 x D575
Wall Units										Corner Wall Units		Glass Wall Units						
300 Full-Height Wall Unit 400, 401 	400 Full-Height Wall Unit 410, 411 	450 Full-Height Wall Unit 415, 416 	500 Full-Height Wall Unit 420, 421 	600 Full-Height Wall Unit 430, 431 	600 Full-Height 2 Door Wall Unit 435, 436 	800 Full-Height Wall Unit 440, 441 	1000 Full-Height Wall Unit 450, 451 	500 Standard Wall Unit 510, 511 	600 Hob Wall Unit 491, 492 	800 Half Height Wall Unit 870, 890 	1000 Bridging Unit 880, 881 	631 Full-Height Corner Wall Unit 461, 462 	631 Full-Height L Shaped Corner Wall Unit 471, 472 	500 Full-Height Glass Wall Unit Aluminium Framed Door 797 	600 Glass Hob Wall Unit Aluminium Framed Door 795 	300 Full-Height Glass Wall Unit 790, 791 	500 Full-Height Glass Wall Unit 710, 712 	
H720 x W300 x D290	H720 x W400 x D290	H720 x W450 x D290	H720 x W500 x D290	H720 x W600 x D290	H720 x W600 x D290	H720 x W800 x D290	H720 x W1000 x D290	H557 x W500 x D290	H394 x W600 x D290	H360 x W800 x D290	H275 x W1000 x D290	H720 x W631 x D331	H720 x W631 x D631	H720 x W500 x D290	H394 x W600 x D290	H720 x W300 x D290	H720 x W500 x D290	
Decor Wall Units	Larder Tower Units			Appliance Housing														
150 Wine Rack Wall Unit 805 	300 Larder Tower Unit 583, 584 	500 Larder Tower Unit 580, 581 	600 Midi Larder Tower Unit 634, 635 	600 Built-Under Base Unit 600 	600 Single Oven Midi Tower 622, 623 	600 Microwave Midi Tower 624, 625 	600 Double Oven Midi Tower Unit 626, 627 	600 Fridge/Freezer Midi Tower Unit 632, 633 	600 Microwave Tower Unit 615, 616 	600 Single Oven Tower Unit 641, 642 	600 Single Oven/Microwave Tower Unit 605, 606 	600 1.5 Oven Tower Unit 651, 652 	600 Microwave-Fridge/Freezer Tower 610 	600 Fridge or Freezer Tower Unit 681 	70/30 Fridge Freezer Tower 690 	600 Fridge & Freezer Tower 696 		
H720 x W150 x D290	H2112 x W300 x D575	H2112 x W500 x D575	H1506 x W600 x D575	H890 x W600 x D575	H1506 x W600 x D575	H1506 x W600 x D575	H1506 x W600 x D575	H1506 x W600 x D575	H2112 x W600 x D575	H2112 x W600 x D575	H2112 x W600 x D575	H2112 x W600 x D575	H2112 x W600 x D575	H2112 x W600 x D575	H2112 x W600 x D575	H2112 x W600 x D575		
Appliance Doors					Decorative Accessories													
600 Appliance Hob Door 901 	600 Standard Appliance Door 900 	450 Hi-Line Appliance Door 907 	500 Drawer-Line/Hi-Line Appliance Door 903, 905 	600 Drawer-Line/Hi-Line Appliance Door 902, 904 	Base Decor End 930 	Full-Height Wall Decor End 940 	Tower Decor End 950 	Cornice / Light Pelmet (Bullnose) 918 	Continuous Plinth 920 									
H390 x W600	H560 x W600	H720 x W450	H720 x W500	H720 x W600	H910 x W595 x D18	H774 x W310 x D18	H2130 x W595 x D18	2.4 metres	2.75 metres									

All measurements are in millimetres and are shown as Height x Width x Depth. All dimensions are approximate. Allowances should be made for doors and fascias where appropriate. All doors are universal and can be hinged left or right. Refer to kitchen brochure for details. The dimensions given alongside all corner base units indicate the overall fitting allowance that should be made when planning your kitchen.

* Red codes denote soft close option



HOWDENS JOINERY CO. MAKING SPACE MORE VALUABLE

Reissue Date: 20.07.2009

The company has a policy of continuous product development and reserves the right to change any products and specifications at any time.